

ALUMINUM TRAILERS & TRUCK BEDS

By **FELLING** TRAILERS, INC.



*"Designed And Engineered
For The Long Haul"*



Manufacturing industrial
trailers since 1974.



150-12

The **FELLING** Style:
Quality - Craftsmanship - Style



UTILITY TRAILERS

These single axle trailers are great for hauling your ATV, lawn mower, golf cart, or any other piece of equipment. Equipped with 2,000 or 3,500 pound axles and 4' full width steel ramp, it is built tough to stand up to your demands. The full width ramp or optional tilt bed, provide ease in loading and unloading for small equipment. There are also many options to customize this trailer for your own personal needs.



Shown above and to the left is the standard **FT-3A** model.



FT-2A and FT-3A Standard Features:

- 50" or 64" x 8' or 10'
Plywood Deck (FT-2)
- 64", 74" or 80" x 8', 10' or 12'
2" Wood Deck (FT-3)
- 14" formed aluminum sides
- 2" Coupler
- 2,000 lb. swivel jack
- DOT approved lighting
- Full width (steel) mesh ramp

Shown to the left is the **FT-3A** with optional 30" tall removable aluminum sides.

| Model | STD. Deck Length | GVWR | Trailer Weight (approx.) | STD. Loaded Deck Height | Wheels | Tires | Axle Rating |
|-------|------------------|--------|--------------------------|-------------------------|---------|-----------|-------------|
| FT-2A | 8' -10' | 2,000# | (8') 375# | 15" | 545 Mod | 175/80R13 | 1-2,200# |
| FT-3A | 8' - 14' | 2,900# | (10') 750# | 15" | 545 Mod | 205/75R15 | 1-3,500# |



TRAILERS reserves the right to make changes at any time without obligation to notify or update.

PAN STYLE TRAILERS

Our all aluminum trailers are what you need to haul your payload with *style*. With standard rubber torsion axles, you can be assured of the smoothest traveling on the roughest roads. At 8'6" overall width and 10'-20' standard lengths it will work great for most applications, or we will custom build a **FELLING TRAILER** to meet your exact specifications.



Standard Features:

- All aluminum construction (except hitch, axles, deck and ramps)
- Rubber torsion axles with electric brakes on all four wheels
- Adjustable 2-5/16" coupler* with safety chains and breakaway kit
- DOT approved LED lighting
- Optional Aluminum Tread Plate Floor

* 2" coupler optional on FT-7A

Shown on the top left is the **FT-10A** "Pan-style" with standard wood deck and 4' 6" spring-assist steel easy-track ramps. Shown on the bottom left is the **FT-12A**.

| Model | STD. Deck Length | GVWR | Trailer Weight (approx.) | STD. Loaded Deck Height | Wheels | Tires | Axle Rating |
|--------|------------------|---------|--------------------------|-------------------------|------------|-----------|-------------|
| FT-7A | 10' - 16' | 7,000# | (14') 1,500# | 14" | 5 Hole Mod | 225/75R15 | 2-3,500# |
| FT-10A | 12' - 18' | 9,980# | (16') 3,170# | 15" | 6 Hole Mod | 225/75R15 | 2-6,000# |
| FT-12A | 12' - 20' | 13,800# | (16') 3,520# | 16" | 6 Hole Mod | 235/85R16 | 2-6,000# |



TRAILERS reserves the right to make changes at any time without obligation to notify or update.

CUSTOM ALUMINUM TRUCK BEDS

Shown with optional bulkhead, toolboxes and rubrail.
Shown are 8' and 12' beds.




Shown is an 8' bed with optional bulkhead, tool cabinets, ladder rack and tailgate.




DROP-DECK TRAILERS

Quality craftsmanship, durability and longevity are just a few factors that you take into consideration when looking to invest in a trailer. Whether you need to haul a vintage car or industrial/construction equipment the **FELLING** Aluminum Drop-Deck trailer has all the features you're looking for and more.



- Shown above and to the left is the FT-7A Car Hauler with standard spring-assist ramps, pressure treated wood deck and LED lights.



- FT-10A Shown with optional aluminum floor plate dovetail.

- FT-12A Shown with standard steel spring-assist ramps and optional aluminum wheels and toolbox.



DROP-DECK TRAILERS



At **FELLING** Trailers we use only the highest quality materials to ensure that each trailer we build meets and exceeds the highest of industry standards.

➤ FT-15A Shown above with optional gooseneck with 6'x 8' top deck, toolbox and aluminum spring-assist ramps.

➤ Shown to the right is a FT-14A 6'9" x 20' + 3" dovetail with optional gooseneck, aluminum wheels, stake and strap and 12,000# twin jacks.



➤ FT-15A Shown with optional aluminum wheels, toolbox, removable bulk-head/gravel guard, floor mounted D-rings and aluminum ramps.



All **FELLING** aluminum trailers are standard with rubber torsion axles.

| Model | STD. Deck Length | GVWR | Trailer Weight (approx.) | STD. Loaded Deck Height | Wheels | Tires | Brakes | Axle Rating |
|--------|------------------|---------|--------------------------|-------------------------|--------------|-------------|----------|-------------|
| FT-7A | 12' - 18' | 7,000# | (14') 1,750# | 18" | 4-5 Hole Mod | 225/75R15 | Electric | 2-3,500# |
| FT-10A | 14' - 20' | 9,980# | (16') 2,000# | 21" | 4-6 Hole Mod | 225/75R15 | Electric | 2-6,000# |
| FT-12A | 14' - 24' | 13,800# | (16') 2,200# | 22" | 4-8 Hole Mod | LT235/85R16 | Electric | 2-6,000# |
| FT-14A | 16' - 24' | 15,000# | (16') 2,700# | 22" | 4-8 Hole Mod | LT235/85R16 | Electric | 2-7,000# |
| FT-15A | 16' - 24' | 16,500# | (18') 3,100# | 23" | 4-8 Hole Mod | LT235/85R16 | Electric | 2-7,200# |

FELLING TRAILERS reserves the right to make changes at any time without obligation to notify or update.

GOOSENECK TRAILERS

Invest in durability and longevity when you purchase a **FELLING** aluminum gooseneck trailer. The aluminum goosenecks are built with the same features and configurations as our steel gooseneck line, but you gain an increased payload, higher resale value and the rust-proof quality of the aluminum construction. These trailers are also available with TAG type hitch and lunette eye, along with a wide variety of additional options



▲ **FT-14A TAG** 8' x 16' + 5' beavertail with optional center ramp, spare tire mount, aluminum rims, stake and strap.



▲ **FT-16A GN** 8'6" x 24' + 6' beavertail with optional center lift and slide out center ramp.



➤ **FT-18-3A TAG** type hitch w/5' beavertail & ramps. Shown with OPT alum. rims, winch bracket & twin landing gear.

➤ **FT-20A GN** with 8'6" x 20' + 5' beavertail and ramps.



| Model | STD. Deck Length | GVWR | Trailer Weight (approx.) | STD. Loaded Deck Height | Wheels | Tires | Brakes | Axle Rating |
|----------|------------------|---------|--------------------------|-------------------------|----------------|--------------|--------------|-------------|
| FT-14A | 20' +5' | 17,500# | 4,100# | 35" | (4)8 Hole Mod | 235/85R16LRG | Electric | 2-7,000# |
| FT-16A | 20' +5' | 20,000# | 4,715# | 35" | (4)8 Hole Mod | 215/75R17.5 | Electric | 2-8,000# |
| FT-18-3A | 20' +5' | 21,500# | 4,895# | 35" | (6)8 Hole Mod | LT235/85R16 | Electric | 3-6,000# |
| FT-18A | 20' +5' | 22,500# | 4,850# | 35" | (8)8 Hole Budd | LT245/75R16 | Electric | 2-9,000# |
| FT-20A | 24' +5' | 25,900# | 5,450# | 35" | (8)8 Hole Budd | LT245/75R16 | Electric/Air | 2-10,000# |
| FT-24A | 24' +5' | 30,000# | 5,670# | 35" | (8)8 Hole Budd | LT235/85R16 | Electric/Air | 2-12,000#* |

FELLING TRAILERS reserves the right to make changes at any time without obligation to notify or update.

*12,000# axles not available with rubber torsion

FEATURES & OPTIONS



Located on the side of hitch



Located on the front of the bulkhead

Spare Tire and Mounting Bracket



Twin 140,000# 2-Speed Landing Gear Standard on FT-18 and Up



Center Lift Option with Slide Out Center Ramp




Split Full Width
Grat-X Ramps



5' Spring-Assist Ramps
Standard with Beavertail



Gooseneck and Hitch Mounted Tool Boxes



D-Ring • Stake Pocket w/Corner Tie-Down
Stake and Strap



OPT. Removable Side Kit and Spare Wheel & Tire



Removable Gravel Guard/Bulkhead
and Lockable Tool Box



L=Angle • GN=Gooseneck • DE=Drop deck with E channel frame • MX=Semi Step Deck • P=Pan • SPT=Stationary Platform Tilt • IT=Industrial Tilt
 • DT-HD=Dump Trailer Heavy Duty

To learn more about us, have us mail you a specific full color brochure, or locate our nearest **FELLING** dealer, go to www.felling.com or give us a call at 1-800-245-2809.

Your **FELLING** TRAILER Dealer:



Manufactured & Distributed by:

Felling Trailers, Inc.

1525 Main Street South • Sauk Centre, MN 56378

(320) 352-5239 • (320) 352-5230 FAX

Merle J. Felling, President

Check out our Web Site at: www.felling.com

E-mail us at: trailers@felling.com

Call **1-800-245-2809** for your nearest dealer

© 2007 Felling Trailers, Inc. Form No. 150-12 1/07 Printed in U.S.A.