

FELLING TRAILERS INC.

FULL LINE

TRAILER GUIDE

Your One Source Resource For All Your Trailer Needs



FT-70-2 MX with opt. 45° neck, beavertail and ramps

GVWR's from 2,000 to 120,000 pounds!



FT-20-2



FT-20-2 GN



FT-40-2 T opt. stationary platform 4' + 24' Tilt Bed



FT-16 IT opt. stationary platform 4' + 18' Tilt Bed

Manufacturing
Industrial
Trailers
since 1974.
150-20a

The **FELLING** Style:
Quality - Craftsmanship - Pride



FT The **FELLING** Story

The **FELLING** Style: Quality - Craftsmanship - Pride

FELLING Trailers has grown from a small shop in 1954 to a factory and office complex that today covers over 125,000 square feet. We've grown because we've never lost our commitment to quality craftsmanship and because we've always kept our small company feel. That means our personal touch is on everything we do. And that's why, in customer satisfaction, we continually come out on top.

Whether you buy a standard trailer or one built to your specifications, you'll find that your satisfaction is our primary concern. We put our reputation on the line with every **FELLING Trailer** manufactured and stand behind them with our **5 year structural warranty** and a **3 year paint warranty**. That's our style and that's why so many people throughout the country have made the **FELLING Style** their own.

Merle J. Felling
President



*“Designed And Engineered
For The Long Haul”*



FT FELLING Utility Trailers

UTILITY TRAILERS

The **FELLING** Utility trailers come in either steel or aluminum, these single axle trailers are a great multipurpose trailer for your ATV, lawn mower, golf cart, or any other product. Available in variety of options and custom configurations! Available in 2,900 to 5,850 pound GVWRs!



FT-3: 80" x 10' or 12'



FT-5: 80" x 12' with Std. electric brakes

OT SERIES TRAILERS

The **FELLING** Open Top Trailer is a compact trailer with open rail sides. These trailers feature tall sides which enable our customers to haul a wide variety of loose cargo (e.g. landscape material, bags, etc.) You can stack it on without worrying about it falling off. Certain cargo requires the use of more than just a flatbed - the **FELLING** Open Top Utility Trailer covers all your bases! These trailers come with a wide variety of lengths, axle weights, and options. Available in 2,900 - 9,980 pound GVWRs!



FT-5 OT



FT-7 OT: 80" x 12'



FT-10 OT: 80" x 14' with electric brakes, OPT. winch, toolbox w/cover, spare wheel & tire.

Model	Std. Deck Length	GVWR	Trailer Weight (Approx.)	Loaded Deck Height	Wheels	Tires	Axle Rating
FT-3/3 A	8' - 14'	2,900#	600# - 1,200#	15"	5 hole mod	ST205/75R15 LRC	1 - 3,500#
FT-5	12' - 14'	5,850#	750# - 850#	15"	6 hole mod	ST225/75R15 LRD	1 - 6,000#
FT-3 OT	8' - 14'	2,900#	1,900# - 2,300#	15"	6 hole mod	ST205/75R15 LRC	1 - 3,500#
FT-5 OT	10' - 14'	5,850#	2,900#	15"	6 hole mod	ST225/75R15 LRD	1 - 6,000#
FT-7 OT	12' - 14'	9,000#	3,100# - 3,350#	15"	5 hole mod	ST225/75R15 LRD	2 - 3,500#
FT-10 OT	14' - 16'	9,980#	2,350# - 2,600#	15"	6 hole mod	ST225/75R15 LRD	2 - 6,000#

FELLING TRAILERS reserves the right to make changes at any time without obligation to notify or update.

FT FELLING® Drop-Deck Trailers

L SERIES TRAILERS

Looking for a great trailer with a great price? Consider the **FELLING** L Series Line.

L-Series trailers are an angle-frame design with 16" crossmember spacing and a channel that runs straight back from the tongue approximately 1/3 of the way under the main deck, increasing the strength and sturdiness of the trailer.

This series is one of our biggest sellers mainly due to its versatility and great price. Available in 8,800 to 17,200 pound GVWRs!

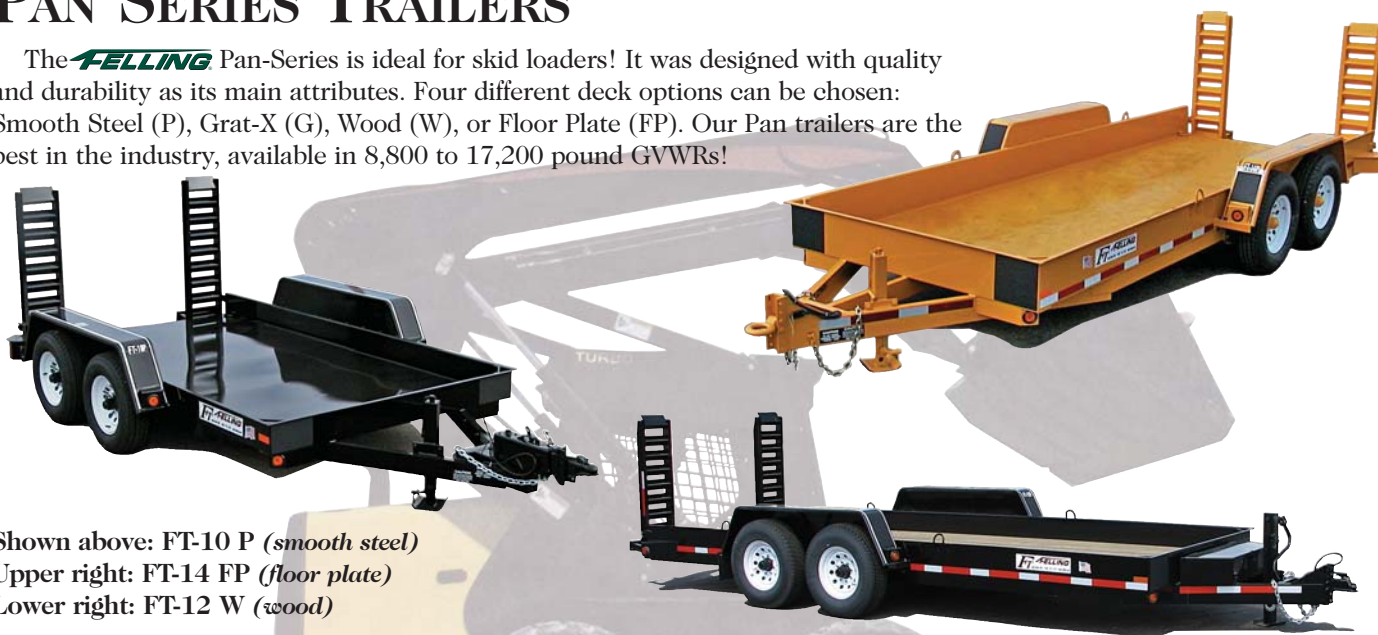


FT-10 L

FT-10 L
with opt.
tool box

PAN SERIES TRAILERS

The **FELLING** Pan-Series is ideal for skid loaders! It was designed with quality and durability as its main attributes. Four different deck options can be chosen: Smooth Steel (P), Grat-X (G), Wood (W), or Floor Plate (FP). Our Pan trailers are the best in the industry, available in 8,800 to 17,200 pound GVWRs!



Shown above: FT-10 P (smooth steel)

Upper right: FT-14 FP (floor plate)

Lower right: FT-12 W (wood)


All **FELLING** TRAILERS come with a choice of deck materials!

P = Smooth Steel

FP = Floor Plate

G = Grat-X

W = Wood
(Pressure Treated or White Oak)



FT FELLING® Drop-Deck Trailers

“E” SERIES TRAILERS

The **FELLING** “E” Series is a heavy duty channel frame skid-steer trailer that is available with a dovetail or straight deck. The lack of a side lip on the “E” Series deck makes it easy for loading and unloading from the side or with a fork lift.

FT-6 E through FT-12 E deck material depends on your selection. For the FT-14 E and FT-15 E pressure treated wood is the standard deck material and white oak is standard for the FT-16 E through FT-20-3 E. The “E” Series trailers are available in GVWRs ranging from 7,600 to 28,000 pounds.



FT-10 E: Grat-X deck



FT-12 E with optional 84” wide deck, HD channel fenders with open wheel wells, lockable toolbox and standard 12,000# jack.



Dovetail option available on all “E” Series trailers.

FT-15 E: Over 84” between the fenders allowing for more useable space for wider equipment. Also available with closed wheel wells. *The 84” deck width option is available on other trailer sizes.*



FT-18-3 E with gooseneck option. When adding the gooseneck option the trailers’ GVWR increases.

FT FELLING® Drop-Deck Trailers

I SERIES

The Felling I-Series is unique from other Felling models due to its construction. Two cold formed I-Beams make the outer trailer frame from tongue to tail, giving the I-Series a very solid structure. The single frame design also gives the I-Series a very clean and strong profile. Available capacities ranging from 10,000 lbs to 20,000 lbs.



Shown above FT-12 I with optional toolbox

Shown here is the clean cold form of the I-Beam.

“WD” SERIES TRAILERS

The **FELLING** WD-Series are engineered to maximize towing width by extending the deck to the outside of the fenders (most trailers do not extend their deck beyond the inside of the fenders). Available in 8,900 to 24,000 pound GVWRs!



FT-16 WD with Opt. Floor Plate dovetail

“WD” Series come Standard with wood inlay on the dovetail when you choose the dovetail option.

FT-20-3 WD with dovetail

Model	Std. Deck Length	GVWR	Trailer Weight (Approx.)	Loaded Deck Height (E, WD / P, G, W)	Wheels	Tires	Axle Rating
FT-7	11' - 18'	8,000#	1,200#- 2,350#	14" - 26"	5 hole mod	ST225/75R15 LRD	2 - 3,500#
FT-10	12' - 20'	9,980#	1,850#- 2,900#	15" - 28"	6 hole mod	ST225/75R15 LRD	2 - 6,000#
FT-12	14' - 24'	14,700#	2,050#- 3,470#	16" - 28"	8 hole mod	ST235/80R16 LRE	2 - 6,000#
FT-14	14' - 24'	17,200#	2,600#- 3,650#	17" - 29"	8 hole mod	ST235/80R16 LRE	2 - 7,000#
FT-15	16' - 20'	17,900#	3,450#- 3,850#	22" - 29"	8 hole mod	235/85R16 LRG	2 - 7,200#
FT-16	16' - 24'	19,600#	3,500#- 4,800#	22" - 30"	8 hole plate	215/75R17.5 LRH	2 - 8,000#
FT-18-3	18' - 20'	21,800#	3,720#- 4,950#	22" - 28"	8 hole mod	ST235/80R16 LRE	3 - 6,000#
FT-20-3	18' - 24'	24,000#	3,820#- 4,950#	22" - 29"	8 hole mod	ST235/80R16 LRE	3 - 7,000#

FELLING TRAILERS reserves the right to make changes at any time without obligation to notify or update.

FT FELLING® Deck-Over Trailers



FT-12-2 with standard wood inlaid beavertail and ramps, and optional center ramp.

DECK-OVER TRAILERS

The **FELLING** Deck-Over trailers have a wide variety of options available to give you the versatility to haul almost anything.

We know you work hard and expect your equipment to stand up to everyday hard work. So, we engineered our line of trailers that can withstand the strenuous loads and get you home at the end of the day. The quality and durability are what sells our trailers. Acclaimed as the most durable trailer on the market,

FELLING Deck-Over Trailers are ready for the long haul.

Available in 9,980 to 74,000 pound GVWRs.



FT-14-2 with straight deck, this style deck is available on any of the deck-over models.



FT-16-2, 20' length with standard 5' beavertail and spring-assist ramps.



FT-20-2



FT-30-3 with straight deck and with optional single wheels, twin landing gear and spare tire.

The FT-10-2 & FT-12-2 with beavertail and ramps come standard with a wood inlaid beavertail. FT-14-2 & up come with a self-cleaning angle beavertail.

FT FELLING® Deck-Over Trailers



FT-24-2 with optional wood inlayed beavertail and hydraulic ramps.



FT-40-2 with 5' beavertail and 5' ramps.



FT-40-2 LP shown to the left and below with optional a double inclined, wood inlayed beavertail and wood inlayed ramps. This trailer also has a lower loaded deck height of 33" vs. the 35" height of a standard FT-40-2.



Model	Std. Deck Length	GVWR	Trailer Wt. (Approx.)	Loaded Deck Height	Wheels	Tires	Brakes	Axle Rating
FT-10-2	14' + 5'	9,980#	3,800#	32"	6 hole mod	ST225/75R15 LRD	Electric	2 - 6,000#
FT-12-2	18' + 5'	16,900#	4,900#	34"	6 hole mod	ST235/80R16 LRE	Electric	2 - 6,000#
FT-14-2	18' + 5'	19,200#	5,200#	34"	8 hole mod	ST235/80R16 LRE	Electric	2 - 7,000#
FT-16-2	18' + 5'	21,400#	5,400#	34"	8 hole plate	215/75R17.5 LRH	Electric	2 - 8,000#
FT-18-3	18' + 5'	23,800#	5,800#	34"	8 hole mod	ST235/80R16 LRE	Electric	3 - 6,000#
FT-20-3	19' + 5'	25,900#	5,900#	34"	8 hole plate	ST235/80R16 LRE	Electric	3 - 7,000#
FT-18-2	19' + 5'	23,800#	5,800#	34"	Budd	ST235/80R16 LRE	Electric	2 - 9,000#
FT-20-2	19' + 5'	25,900#	5,900#	34"	Budd	ST235/80R16 LRE	Electric/Air	2 - 10,000#
FT-20-2 LP	19' + 6'	25,900#	5,900#	31"	Budd	ST235/80R16 LRE	Electric	2 - 10,000#

FELLING TRAILERS reserves the right to make changes at any time without obligation to notify or update.

FT FELLING® Deck-Over Trailers



FT-50-3 with 5' beavertail and 5' spring-assist ramps.

FT-50-3 with OPT 11' hydraulic bi-fold wood inlayed ramps, wood inlayed beavertail and front air lift axle.



FT-60-4 with beavertail with OPT air lift axle front/rear.

Model	Std. Deck Length	GVWR	Trailer Wt. (Approx.)	Loaded Deck Height	Wheels	Tires	Brakes	Axle Rating
FT-24-2	19' + 5'	30,000#	6,350#	34"	Budd	ST235/80R16 LRE	Electric/Air	2 - 12,000#
FT-24-2 LP	19' + 6'	28,400#	6,450#	30"	Budd	9.00 x 14.5 LRF	Electric	2 - 12,000#
FT-30-2	19' + 5'	40,000#	7,720#	35"	Hub Pilot	215/75R17.5 LRH	Electric/Air	2 - 15,000#
FT-40-2	19' + 5'	48,000#	8,800#	35"	Hub Pilot	215/75R17.5 LRH	Air	2 - 25,000#
FT-40-2 LP	19' + 5'	48,000#	8,950#	33"	Hub Pilot	215/75R17.5 LRH	Air	2 - 25,000#
FT-30-3	19' + 5'	40,000#	7,000#	35"	Budd	ST235/80R16 LRE	Electric/Air	3 - 10,000#
FT-36-3	19' + 5'	45,000#	7,500#	35"	Budd	ST235/80R16 LRE	Electric/Air	3 - 12,000#
FT-45-3	19' + 5'	56,000#	9,800#	35"	Hub Pilot	215/75R17.5 LRH	Electric	3 - 15,000#
FT-50-3	19' + 5'	62,500#	10,800#	35"	Hub Pilot	215/75R17.5 LRH	Air	3 - 25,000#
FT-50-3 LP	19' + 5'	62,500#	11,000#	33"	Hub Pilot	215/75R17.5 LRH	Air	3 - 25,000#
FT-60-4	19' + 5'	74,000#	11,400#	35"	Hub Pilot	215/75R17.5 LRH	Air	4 - 25,000#


FELLING TRAILERS reserves the right to make changes at any time without obligation to notify or update.

GOOSENECK TRAILERS


The **FELLING** Gooseneck line consists of several different deck lengths and beavertail or ramp options. Our steel line of goosenecks are available in two main styles; Farm & Ranch - standard model with an 8' 6" deck width and stake pockets (inside the channel,) Industrial Gooseneck - standard with an 8' wide deck and D-rings. We also manufacture an Aluminum line of goosenecks - standard with an 8' 6" wide deck, stake and strap and a wood inlayed beavertail. We understand that your trailer needs to "fit" your truck: you must balance the tongue load and minimize the stresses throughout the unit to ensure performance and strength compliance. Our gooseneck design is one of the strongest in the industry! Available in 19,350 to 30,000 pound GVWRs!



FT-14-2 GN with beavertail, ramps and optional twin jacks.



FT-20-2 GN shown with standard 140,000 lb. twin 2-speed landing gear and optional stake and strap.



FT-20-2 GN Farm & Ranch with 5' beavertail, 5' spring-assist ramps, standard stake pockets inside channel (shown on the left) and optional 12,000 lb. jack.



Above: FT-20-2 DT-C GN with Contractor Body OPT Upper Deck & Spare Wheel/Tire



Above: FT-18-2 DT-U GN with Utility Body

FT FELLING® Deck-Over Tilt Trailers

DECK-OVER TILT TRAILERS

The **FELLING** Deck-Over Tilt line is engineered for easy loading and unloading of your equipment. No more messing with ramps, you simply drive your unit on the trailer, lock down and go. Built for the most rugged equipment, these trailers are of the same high quality design as our other trailers with the ease of loading provided by the tilt bed. There are several tilt bed trailers on the market today but none compare to the **FELLING** Tilt bed trailer. Available with either a full length tilt bed or a tilt bed with stationary platform in front. Available in 19,300 to 61,200 pound GVWRs.



FT-20-2 T with optional white oak deck on front 3/4 of deck and self cleaning angle on back 48".



The FT-14-2 T thru FT-40-2 T come standard with a single cushion cylinder. The FT-50-3 T come standard with twin hydraulic cushion cylinders.



FT-40-2 T with optional stationary platform, 5" x 3" self cleaning angle on tail section and white oak on remaining deck and traction aids.



FT-30-2 T with standard full length white oak decking.



FT-50-3 T with optional Stationary Platform.

UTILITY TILT TRAILERS

The **FELLING** Utility Tilt trailers are great trailers for hauling your scissor lift, roller, skidsteer or other utility equipment. These trailers come in either single or tandem axles and are available in GVWRs ranging from 2,990 to 19,800 pounds.



FT-10 T with optional hydraulic surge brakes and yellow paint



FT-6 T

INDUSTRIAL TILT “IT” TRAILERS

The **FELLING** Industrial Tilt (IT) Series differentiates itself from our other tilt trailers with its true actuating tilt bed. Built with a frame within a frame gives it the ability to load heavier equipment without stressing other components on the trailer such as axles, when loading. Available in 9,980 to 19,600 pound GVWRs.



FT-10 IT



FT-12 IT with optional stationary platform.



FT-16 IT with stationary platform optional spare wheel & tire, gooseneck, Omaha Orange paint and twin 12,000 lb. drop-leg jack.

ROLLER TRAILERS

The **FELLING** Roller Trailer offers you the simplicity of unloading product with the tilt rollerbed. This features a dropped deck and raised rollers. This trailer is ideal hauling trusses, rafters, steel, plywood, etc. with its low unloading angle of the rollerbed that minimizes damages to material on delivery. Available in 20,000 to 48,000 pound GVWRs.



FT-18 Roller Trailer

FT FELLING® Rigid Neck Semi Trailers

RIGID NECK SEMI TRAILERS

The **FELLING** Rigid-Neck Semi line is an ideal construction equipment, industrial machinery and agricultural use trailer. These trailers come in either tandem or triple axles and numerous platform, beavertail, ramp, and dimensional options are available! These trailers are specially designed to haul heavy industrial equipment. The low deck height allows for a low center of gravity and easy loading.

Available in 62,000 to 118,000 pound GVWRs!



FT-70-2 MX with opt. beavertail and ramps and 45° angle neck.



FT-70-2 MX Narrow Neck with optional motor grader ramps



FT-80-2 PL HT (Perimeter Frame-Hydraulic Tail) with opt. double drop deck, upper hydraulic deck and winch.



FT-70-2 MX-TD
(Hydraulic Tilt Deck)



FT FELLING® Dump & Specialty Trailers

DUMP TRAILERS

There are three main styles of **FELLING** Dump trailers; “DT Series” a heavy duty dump trailer built to handle the big jobs, the dump box is placed between the wheels allowing a lower profile thereby allowing easier loading and a lower center of gravity. “DT-HD Series” designed as a multi-use trailer which you can use to haul both your skidloader (slide-out ramps) and other cargo (rocks, construction waste, demolition debris, landscape waste, etc.) It serves as both a skidloader and a dump trailer in one. “DT-DO Series” features a wider box since the box does not have to be contained between the wheels. The box is positioned above the wheels allowing a wider stance; thus giving a larger payload capacity! Stop and compare our product with our competitors and you will see for yourself why **FELLING** is a leader in trailer design and durability! GVWRs ranging from 8,500 to 38,000 pounds.



FT-12 DT



FT-12 DT-HD



FT-16-2 DT-DO



POLE & REEL TRAILERS

The **FELLING** Utility/Pole trailers come standard with a telescopic tongue and can be configured with a variety of cargo boxes to double the functionality. Many different options and configurations available and GVWRs ranging from 7,000 to 32,000 pounds!

The **FELLING** Cable/Reel trailers are designed for easy transportation of cable reel spools. These units are standard with a self-contained hydraulic power supply and heavy duty hydraulic cylinders. Numerous utility companies have found these units to be the most dependable and user-friendly **FELLING** Cable/Reel trailer on the market! Available in 8,000 to 9,980 pound GVWRs!



FT-8 PT with opt. pole cradle



FT-14 PT-C with opt. pole cradle












FT-36-3 R



FT-8 R with opt. hyd. power rewind

FT FELLING® Features & Options

We will customize *your* trailer to meet *your* needs.



- A. **FELLING** std. Adjustable Hitch. Features 8" leveling adjustment with break-away switch and safety chains.
- B. Heavy-duty Adjustable Lunette Eye. Toolbox standard on most deck-over trailers, lockable on FT-12-2 & above.
- C. Optional Spare Wheel and Tire with Heavy-duty Mounting Bracket.
- D. **FELLING** Optional Floor Plate Dovetail on "E" models (*with floor plate deck the floor plate dovetail is Std.*)
- E. Drop-Deck shown with optional Wood Inlaid Dovetail (*with wood deck the wood inlaid dovetail is Std.*)
- F. Optional Twin 2-speed 25,000# Landing Gear.
- G. **FELLING** Standard Easy-tract Ramps on drop deck models.
- H. Optional Winch. Available in a variety of capacities, hand, electric, or hydraulic.
- I. Lights are SAE rubber mounted w/a Fully Sealed Modular Wiring Harness. Notice drive over protection on beavertail.
- J. LED Lights standard on most trailers, including all deck-over models.
- K. **FELLING** Spring Assist Ramps, standard on 5 ton and larger trailers.
- L. Optional Flip-up Approach Plate also acts as ICC Bumper for tilt bed trailers.
- M. **FELLING** Optional 10' or 12' Hydraulic Tail.
- N. Optional Stake & Strap with Stake Pockets every 2' on center.
- O. **FELLING** standard Self-cleaning Angle, Easy-tract Beavertail on deck-over models. Wood Inlaid Beavertail optional.
- P. **FELLING** Optional Center Lift Beavertail with double sided ramps.



A=Aluminum • L=Angle • GN=Gooseneck • DE=Drop deck with E channel frame WD=Wide Deck • MX=Semi Step Deck • W=Wood • T=Tilt • DT=Dump Trailer

To learn more about us, have us mail you a specific full color brochure, or locate your nearest **FELLING** dealer, go to www.felling.com or give us a call at 1-800-245-2809.

Your **FELLING** TRAILER Dealer:

FELLING
TRAILERS

Manufactured & Distributed by:
Felling Trailers, Inc.

1525 Main St. S • Sauk Centre, MN 56378

(320) 352-5239 • (320) 352-5230 FAX

Merle J. Felling, President

Check out our Web Site at: <http://www.felling.com>

E-mail us at: trailers@felling.com

Call **1-800-245-2809** for your nearest dealer